



# Exercise Session W08

Computer Science (CSE & CBB & Statistics) – AS 23

# Overview

## Today's Agenda

Follow-up

Objectives

Multidimensional Vectors

Recursion

Outro



`n.ethz.ch/~agavranovic`

**Link to CSE-wiki can be found on Slide 30 :)**

# 1. Follow-up

---

# Follow-up

- Thank you all for the overwhelmingly positive Feedback!
- If there's still something you want to tell me, feel free to send me an email (with a throwaway address if you want to stay anonymous)

# Questions?

## 2. Objectives

---

# Objectives

- be able to write programs using multidimensional vectors
- be able to understand and write programs using recursion

# 3. Multidimensional Vectors

---



# What are Multidimensional Vectors?

---

<sup>1</sup>they're actually vectors of vectors!

# What are Multidimensional Vectors?

Multidimensional vectors are Matrices<sup>1</sup>

*Matrix*  
↓  
`std::vector < std::vector < T> >`

---

<sup>1</sup>they're actually vectors of vectors!

# Exercise "Matrix Transpose"

- Open "Matrix Transpose" on **code** expert

# Exercise "Matrix Transpose"

- Open "Matrix Transpose" on [code expert](#)

$$\begin{bmatrix} 1 & 2 \\ 3 & 4 \\ 5 & 6 \end{bmatrix}^T = \begin{bmatrix} 1 & 3 & 5 \\ 2 & 4 & 6 \end{bmatrix}$$

- Think about how you would approach the problem with pen and paper

# Exercise "Matrix Transpose"

- Open "Matrix Transpose" on [code expert](#)

$$\begin{bmatrix} 1 & 2 \\ 3 & 4 \\ 5 & 6 \end{bmatrix}^T = \begin{bmatrix} 1 & 3 & 5 \\ 2 & 4 & 6 \end{bmatrix}$$

- Think about how you would approach the problem with pen and paper
- Simplification of the syntax:

```
using irow = std::vector<int>;  
using imatrix = std::vector<irow>;
```

# Exercise "Matrix Transpose"

- Open "Matrix Transpose" on [code expert](#)

$$\begin{bmatrix} 1 & 2 \\ 3 & 4 \\ 5 & 6 \end{bmatrix}^T = \begin{bmatrix} 1 & 3 & 5 \\ 2 & 4 & 6 \end{bmatrix}$$

- Think about how you would approach the problem with pen and paper
- Simplification of the syntax:  

```
using irow = std::vector<int>;  
using imatrix = std::vector<irow>;
```
- Implement a solution (optionally in groups)

# Solution to "Matrix Transpose"

# Solution to "Matrix Transpose"

```
imatrix transpose_matrix(const imatrix &matrix){
    unsigned int r, c;
    r = get_rows(matrix);          // number of rows
    c = get_cols(matrix);          // number of columns
    imatrix transposed_matrix;     // init' transp. matrix
    for(unsigned int col_i = 0; col_i < c; col_i++){
        irow row;                  // init' transp. row
        // entry-wise add transp. row to transp. matrix
        for(unsigned int row_i = 0; row_i < r; row_i++){
            row.push_back(matrix.at(row_i).at(col_i));
        }
        transposed_matrix.push_back(row);
    }
    return transposed_matrix;
}
```



# Questions?

## 4. Recursion

---

# What is Recursion?

## Recursion

often helpful when solving problems using the *divide and conquer*-approach

# What is Recursion?

## Recursion

often helpful when solving problems using the *divide and conquer*-approach

We want to solve a problem for  $n$

1. Find a way to split the problem into smaller subproblems:

$$k_0, k_1, \dots, k_m \quad (\forall 0 \leq i \leq m : k_i < n)$$

# What is Recursion?

## Recursion

often helpful when solving problems using the *divide and conquer*-approach

We want to solve a problem for  $n$

1. Find a way to split the problem into smaller subproblems:  
 $k_0, k_1, \dots, k_m \quad (\forall 0 \leq i \leq m : k_i < n)$
2. Solve every  $k_i$  independently (perhaps by subdividing further)


# What is Recursion?

## Recursion

often helpful when solving problems using the *divide and conquer*-approach

We want to solve a problem for  $n$

1. Find a way to split the problem into smaller subproblems:  
 $k_0, k_1, \dots, k_m \quad (\forall 0 \leq i \leq m : k_i < n)$
2. Solve every  $k_i$  independently (perhaps by subdividing further)
3. Construct the solution to the problem from the solutions to the subproblems



# Example of Recursion


We want to write a function with the following PRE and POSTs

```
// PRE:   a positive integer n
//
// POST:  returns the n-th number of a series x_n, defined as
//        x_n = 2,           for n = 1
//        x_n = 1,           for n = 2
//        x(n) = x(n-1) + x(n-2), for n > 2
//
// Example:
// * n == 1 ~~> 2
// * n == 2 ~~> 1
// * n == 3 ~~> 3
```

# Example of Recursion

```
// PRE:   a positive integer n
//
// POST:  returns the n-th number of a serie x_n, defined as
//        x_n = 2,           for n = 1
//        x_n = 1,           for n = 2
//        x_n = x_(n-1) + x_(n-2),   for n > 2
```

```
unsigned int compute_element(unsigned int n) {
    if (n == 1) return 2;
    else if (n == 2) return 1;
    else return compute_element(n-1) + compute_element(n-2);
}
```





# Video Recommendations

Especially try to follow the concept of the *Recursive Leap of Faith*. It is comparable to the induction hypothesis in an induction proof in maths.

## Videos on recursion

- [▶ Towers of Hanoi: A Complete Recursive Visualization](#)
- [▶ 5 Simple Steps for Solving Any Recursive Problem](#)

# Exercise "Partial Sum"

## Task

Write a function that

1. Computes the sum of all natural numbers below (and equal to)  $n$  using recursion and returns this value
2. Outputs all the added terms in ascending order (from 0 to  $n$  to the console in the same recursive function)

# Exercise "Partial Sum"

- Open "Partial Sum" on **code** expert

# Exercise "Partial Sum"

- Open "Partial Sum" on **code expert**
- Think about how you would approach the problem with pen and paper

# Exercise "Partial Sum"

- Open "Partial Sum" on **code expert**
- Think about how you would approach the problem with pen and paper
- Implement a recursive solution (optionally in groups)

"towers of Hanoi" →

That's just a toy, for children



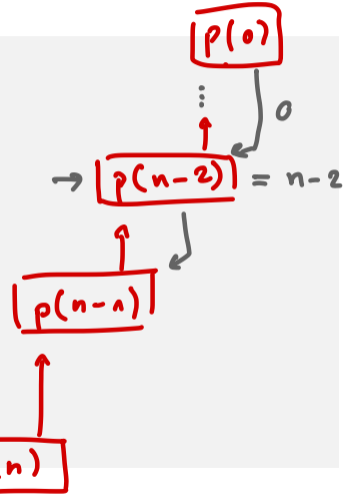
CS students



# Solution to "Partial Sum"

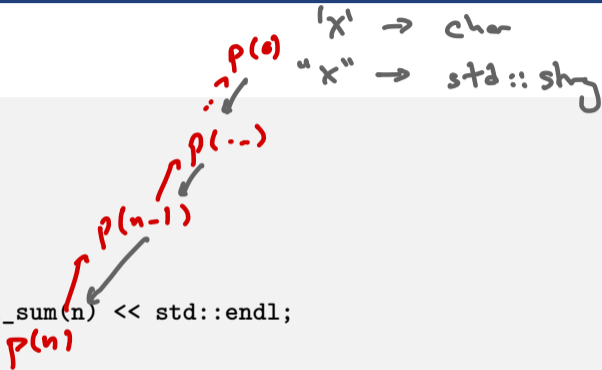
*p(n)*

```
unsigned int partial_sum(const unsigned int n) {  
    if (n == 0){  
        return 0;  
    } else {  
        // print descending ignore  
        unsigned int partial = partial_sum(n - 1);  
  
        // print ascending  
        std::cout << n << std::endl;  
  
        return n + partial;  
    }  
}
```



# Solution to "Partial Sum"

```
int main() {  
    std::cout << "n = ";  
  
    unsigned int n;  
    std::cin >> n;  
  
    std::cout << partial_sum(n) << std::endl;  
  
    return 0;  
}
```



# Questions?



# Exercise "Power Function"

## Question

How many recursive calls does the following function need to compute  $x^7$ ?

```
unsigned int power(const unsigned int x, const unsigned int n) {  
  
    if (n == 0){  
        return 1;  
    } else if (n ==1) {  
        return x;  
    }  
  
    return x * power(x, n - 1);  
}
```

Answer:

# Exercise "Power Function"

## Question

How many recursive calls does the following function need to compute  $x^7$ ?

```
unsigned int power(const unsigned int x, const unsigned int n) {  
  
    if (n == 0){  
        return 1;  
    } else if (n ==1) {  
        return x;  
    }  
  
    return x * power(x, n - 1);  
}
```

Answer: 7

# Exercise "Power Function"

## Task

Write a function that requires significantly less recursive calls for larger  $n$ .  
How many recursive calls does your implementation require?

# Exercise "Power Function"

- Open "Power Function" on **code** expert

# Exercise "Power Function"

- Open "Power Function" on **code expert**
- Think about how you would approach the problem with pen and paper

# Exercise "Power Function"

- Open "Power Function" on **code expert**
- Think about how you would approach the problem with pen and paper
- Implement a (recursive) solution (optionally in groups)
- Hint: This task is a generalization of the task "Multiply with 29" from the first week

# Solution to "Power Function"

```
// POST: result == x^n
unsigned int power (const unsigned int x, const unsigned int n) {
    if(n == 0) {
        return 1;
    } else if(n == 1) {
        return x;
    } else if(n % 2 == 0) {
        int temp = power(x, n/2);
        return temp * temp;
    } else {
        return x * power(x, n-1);
    }
}
```

# Questions?



## 5. Outro

---

# General things regarding **code expert**

## **E8:T1: "Vector and matrix operations"**

- The task can seem very daunting. Keep an overview over all the different possible cases (perhaps using sketches) and try to implement separate functions for the operations.
- Use **using** to make the program clearer
- Don't forget **// comments** & references, and **const**!

# General Questions?

# RW/CSE-Wiki

The RW/CSE-wiki is maintained by RW/CSE-students with the aim of sharing information related to the RW/CSE-Curriculum.

Written and maintained by CSE students. Organized by:

**[*rw* :: ko]**



<https://wiki.math.ethz.ch/RW/>

Till next time!

Cheers!